


C109 Series

D-Sub Cover



<Plastic>



<Metal>

Ordering Information

C109-25PG

Series No. _____
 No. of Pins: _____
 09,15,25,37,50
 Cover Material: _____
 P - Plastic
 M - Metal

Cover Colour:
 G-Gray
 C-Chromeplated

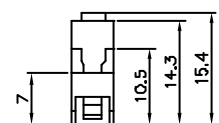
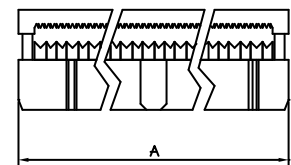
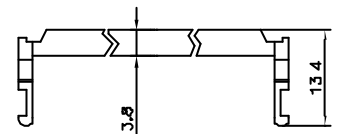
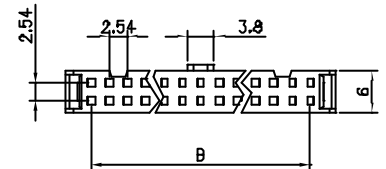


C110 Series

IDC Socket, 2.54mm(0.100")

Specifications:

Contact Resistance: 30mΩ @ 100mADC
 Insulator Resistance: 1000MΩmin. @ 500VDC
 Current Rating: 1AMP
 Voltage: 500VAC For 1 minute
 Operating Temperature: -55°C ~ +105°C
 Contact: Brass or Phosphor Bronze, Stamped
 Housing: PBT, UL94V-0




Ordering Information

C110-26TAK

Series No. _____
 No. of Pins: _____
 08,10,14,16,20,
 24,26,30,34,40,
 44,50,60,64
 Contact Plating: _____
 G- All Gold Plated
 T- Tinned Terminal
 & Gold Plated Contact

Insulator Colour:
 K-Black
 G-Gray
 Strain Relief:
 A- Strain Relief
 B- W/O Strain Relief

Positions	A	B	Positions	A	B
08	14.73	7.62	30	42.67	35.56
10	17.27	10.16	34	47.75	40.64
14	22.35	15.24	40	55.37	48.26
16	24.89	17.78	50	68.07	60.96
20	29.97	22.86	60	80.77	73.66
26	37.59	30.48	64	85.85	78.74

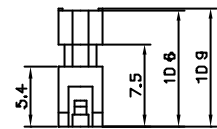
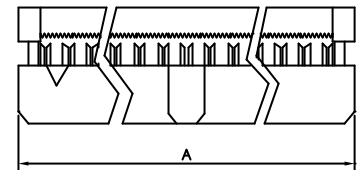
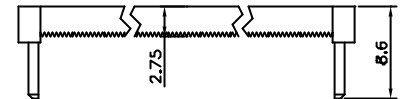
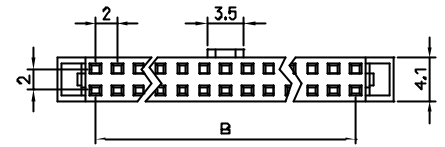


C111 Series

IDC Socket, 2.0mm(0.079")

Specifications:

Contact Resistance: 30mΩ @ 100mADC
 Insulator Resistance: 1000MΩmin. @ 500VDC
 Current Rating: 1AMP
 Voltage: 500VAC For 1 minute
 Operating Temperature: -55°C ~ +105°C
 Contact: Brass Phosphor Bronze, Stamped
 Housing: PBT, UL94V-0




Ordering Information

C111-26TAK

Series No. | Insulator Colour:
 No. of Pins: | K-Black
 08, 10, 14, 16, 20, | G-Gray
 24, 26, 30, 34, 40, | Strain Relief:
 44, 50, 60, 64 | A-Strain Relief
 Contact Plating: | B-W/O Strain Relief
 G-All Gold Plated
 T-Tinned Terminal
 & Gold Plated Contact

Positions	A	B	Positions	A	B
08	13.2	6.0	30	35.2	28.0
10	15.2	8.0	34	39.2	32.0
14	19.2	12.0	40	45.2	38.0
16	21.2	14.0	44	49.2	42.0
20	25.2	18.0	50	55.2	48.0
24	29.2	22.0	60	65.2	58.0
26	31.2	24.0	64	69.2	62.0



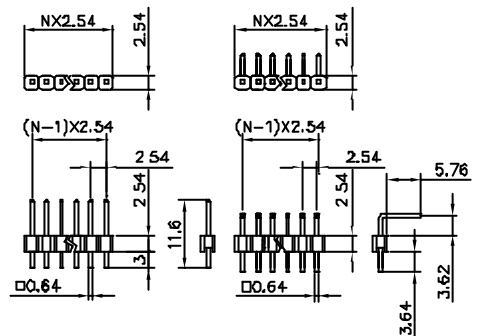
C112-A Series

Pin Header, 2.54mm(0.100")

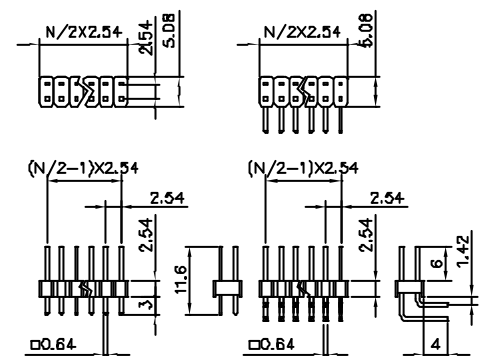
Specifications:

Contact Resistance: 30mΩ @ 100mADC
 Insulator Resistance: 1000MΩmin. @ 500VDC
 Current Rating: 1AMP
 Voltage: 500VAC For 1 minute
 Operating Temperature: -55°C ~ +105°C
 Contact: Brass or Phosphor Bronze, Stamped
 Housing: PBT, UL94V-0

<Single Row>



<Dual Row>



Ordering Information

C112-A-DS80G

Series No. | Contact Plating:
 D-Dual Row | T-Tinned
 S-Single Row | G-Gold Flash All Over
 Pin Direction: | No. of Pins:
 S-Straight | 02~40 for Single Row
 R-Right Angle | 04~80 for Dual Row